

Scaled data based on original data using  
LM-79-08 Approved Method: Electrical and Photometric Measurements of Solid-  
State Lighting Products

Test Report Prepared for  
Cooper Lighting Solutions  
(formerly Eaton)

Brand: McGRAW-EDISON

Report Number: P385544

Luminaire Tested: **GWC-SA1A-760-U-SL2-HSS**

Issue Date: 3/3/2020

**Test Information**

Test Method: LM-79-08  
Report Number: P385544  
TEST IS SCALED FROM IESNA LM-79-08 TEST DATA (G2-1903-205-21)  
Test Lab: INNOVATION CENTER  
Issue Date: 3/3/2020  
Manufacturer: COOPER LIGHTING SOLUTIONS (FORMERLY EATON)  
Product Line: MCGRAW-EDISON  
Catalog Number: GWC-SA1A-760-U-SL2-HSS  
Description: GALLEON WALL LUMINAIRE  
(1) 70 CRI, 5700K, 615mA LIGHTSQUARE WITH 16 LEDS AND TYPE II SPILL LIGHT  
ELIMINATOR OPTICS WITH HOUSE SIDE SHIELD  
Light Source: -  
Ballast/Driver: ELECTRONIC DRIVER

**Summary**

Lumens per Lamp: N/A  
Luminaire Lumens: 4122 lumens  
Efficiency: N/A  
Efficacy: 121.2 lumens/watt  
Luminous Opening: Rectangular (W 0.5' x L: 0.5' x H: 0')  
IES Classification: Type III - Medium  
BUG Rating: B1 - U0 - G1

Input Watts (W): 34  
Input Voltage (V): NR  
Input Current (Ain): NR  
Voltage Rise (V): NR  
Power Factor: NR  
Total Harmonic Distortion (THDi): NR  
Frequency (hertz): 60  
Stabilization Time: NR  
Operation Time: NR  
Ambient Temperature (°C): NR  
Test Distance: 24 FT

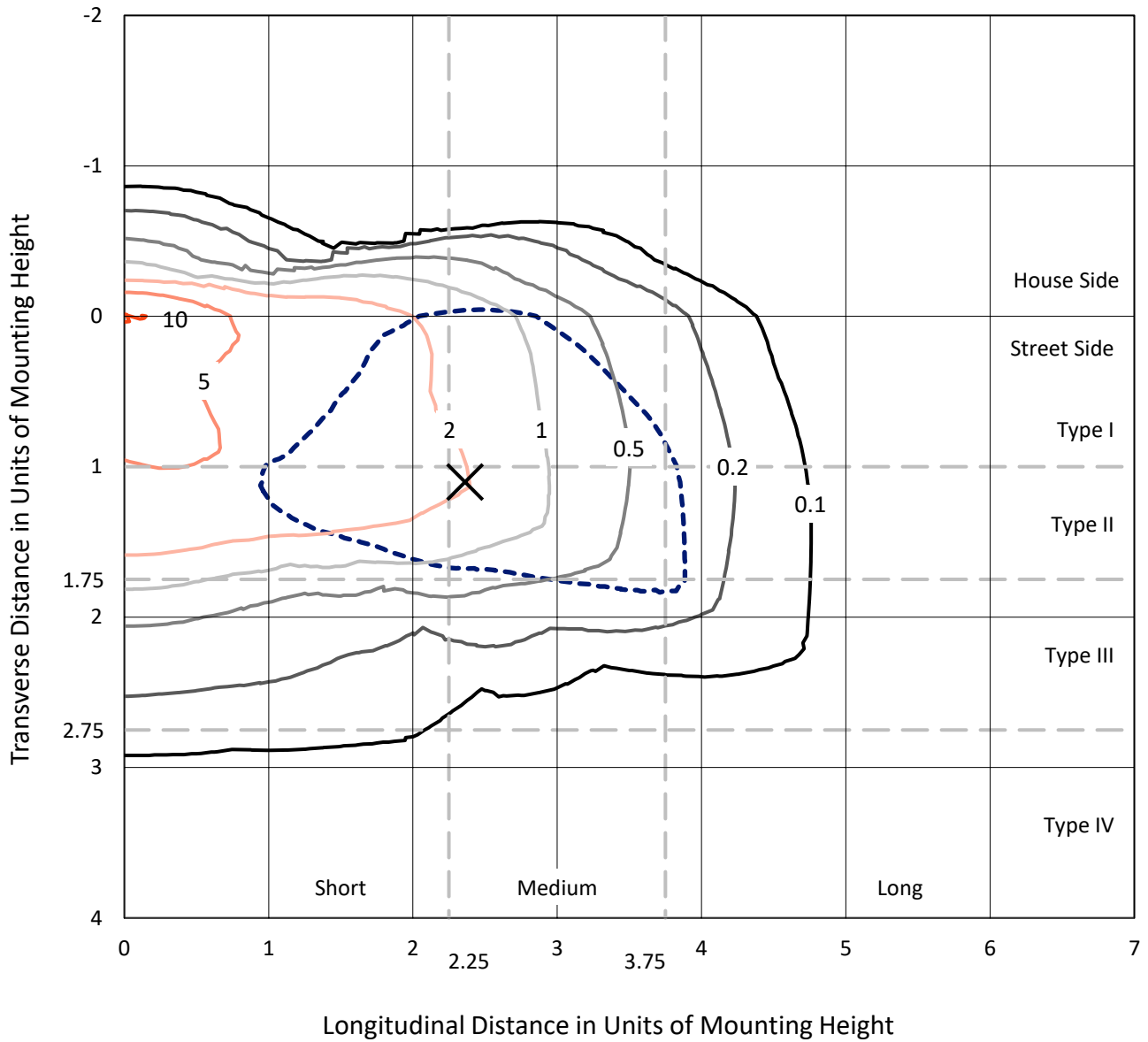




REPORT NUMBER: P385544  
 CATALOG NUMBER: GWC-SA1A-760-U-SL2-HSS

### Iso-Footcandle Lines of Horizontal Illumination

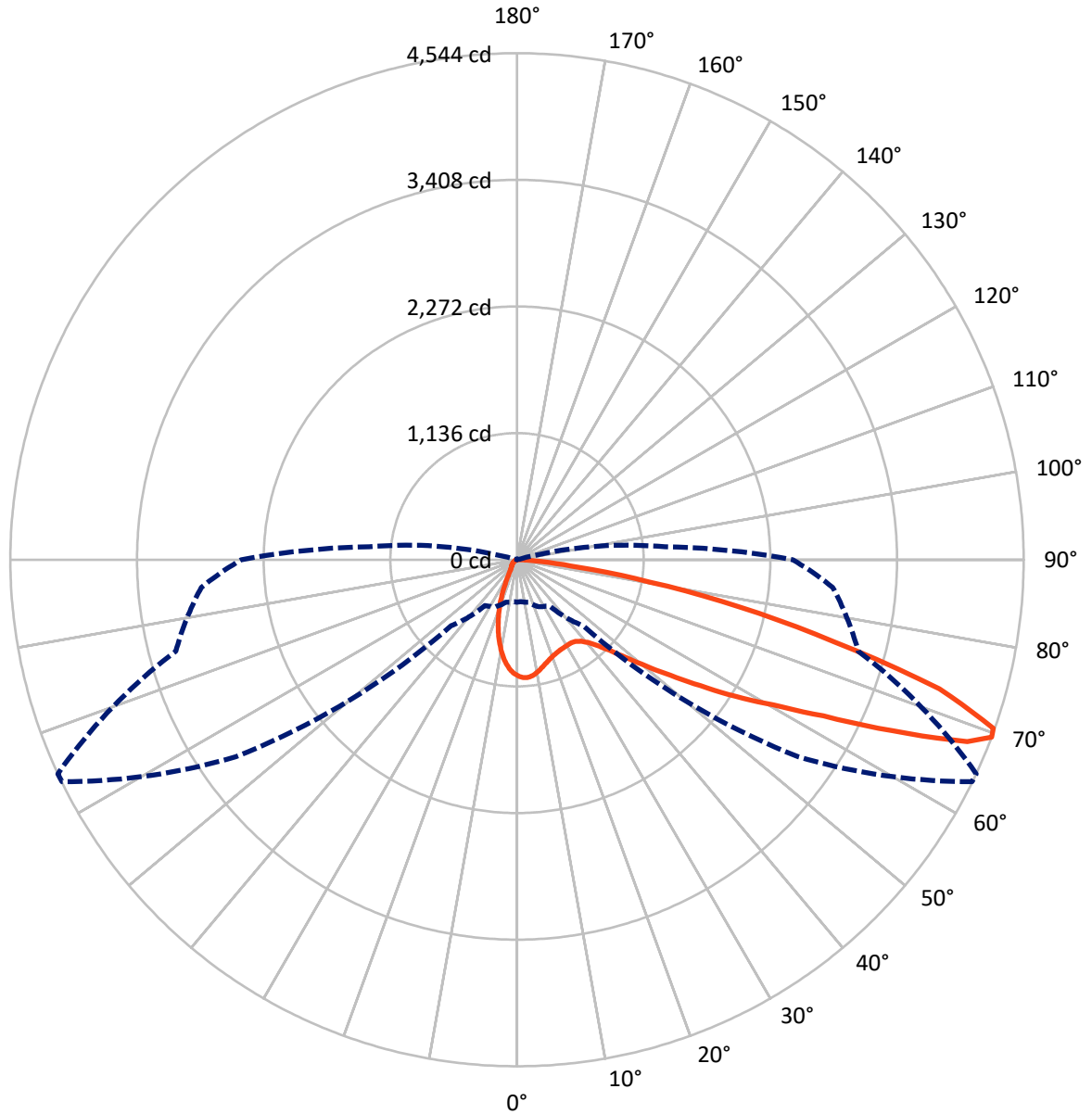
✕ Max cd  
 - - - 1/2 Max cd



Based on 10 foot mounting height. Maximum calculated value = 10.4 fc  
 Type III - Medium - N/A

REPORT NUMBER: P385544  
CATALOG NUMBER: GWC-SA1A-760-U-SL2-HSS

### Luminous Intensity Polar Plot



— Vertical Plane Through 65-Deg Lateral    - - - Horizontal Cone Through 69-Deg Vertical

REPORT NUMBER: P385544

CATALOG NUMBER: GWC-SA1A-760-U-SL2-HSS

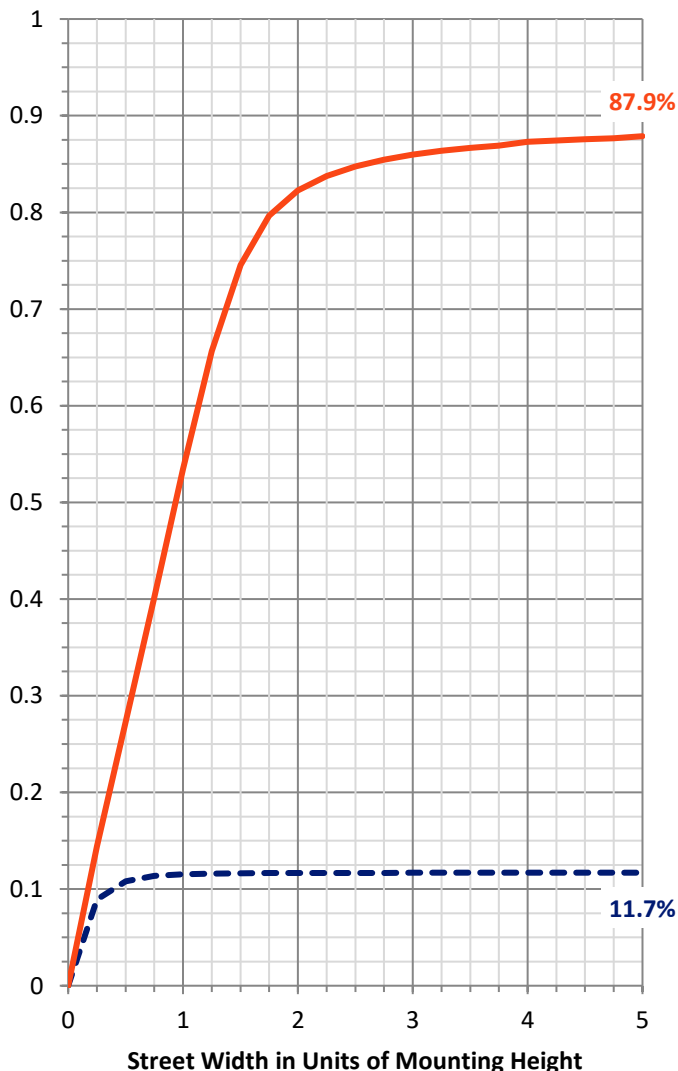
**FLUX DISTRIBUTION:**

		Downward	Upward	Total
<b>House Side</b>	Lumens	485.9	0.0	485.9
	% Fixture	11.8	0.0	11.8
<b>Street Side</b>	Lumens	3636.1	0.0	3636.1
	% Fixture	88.2	0.0	88.2
<b>Total</b>	Lumens	4122.0	0.0	4122.0
	% Fixture	100.0	0.0	100.0

**ZONAL LUMENS:**

Zone	Lumens	% Fixture
0°-10°	87.1	2.1
10°-20°	190.7	4.6
20°-30°	264.1	6.4
30°-40°	368.2	8.9
40°-50°	572.3	13.9
50°-60°	918.8	22.3
60°-70°	1039.3	25.2
70°-80°	610.4	14.8
80°-90°	71.0	1.7
90°-100°	0.0	0.0
100°-110°	0.0	0.0
110°-120°	0.0	0.0
120°-130°	0.0	0.0
130°-140°	0.0	0.0
140°-150°	0.0	0.0
150°-160°	0.0	0.0
160°-170°	0.0	0.0
170°-180°	0.0	0.0
0°-90°	4122.0	100.0
0°-180°	4122.0	100.0

**Coefficient of Utilization**



REPORT NUMBER: P385544

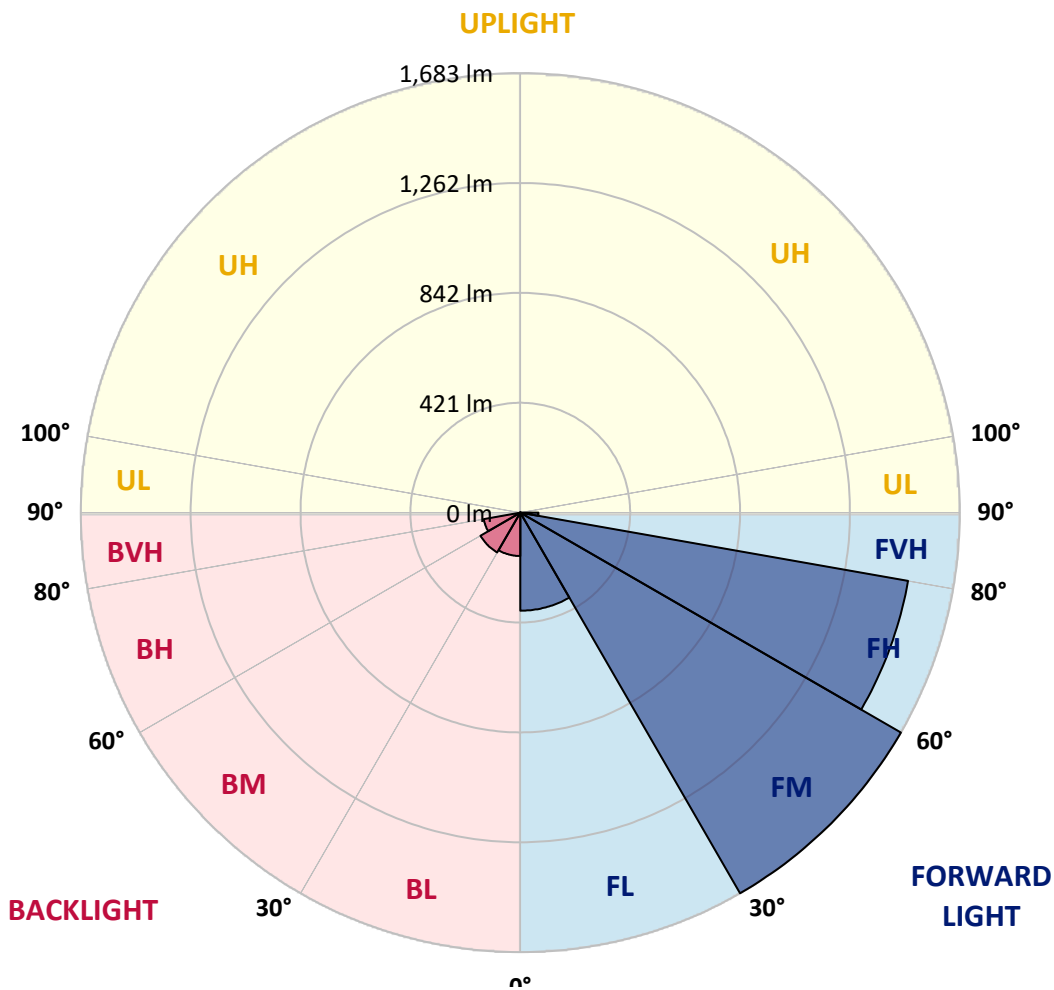
CATALOG NUMBER: GWC-SA1A-760-U-SL2-HSS

**LUMINAIRE CLASSIFICATION SYSTEM LUMEN TABLE AND BUG RATING:**

Zone	Lumens	% Fixture	Zone Rating/Lumen Limit		
			B	U	G
FL (0°-30°)	375.6	9.1			
FM (30°-60°)	1683.3	40.8			
FH (60°-80°)	1507.8	36.6			G1/1800
FVH (80°-90°)	69.4	1.7			G1/100
BL (0°-30°)	166.2	4.0	B1/500		
BM (30°-60°)	176.1	4.3	B0/220		
BH (60°-80°)	142.0	3.4	B1/500		G1/500
BVH (80°-90°)	1.6	0.0			G0/10
UL (90°-100°)	0.0	0.0		U0/0	
UH (100°-180°)	0.0	0.0		U0/0	

**BUG Rating: B1-U0-G1**

Type III Medium





REPORT NUMBER: P385544  
 CATALOG NUMBER: GWC-SA1A-760-U-SL2-HSS

**CANDELA DISTRIBUTION (FULL):**

	0°	5°	15°	25°	35°	45°	55°	64°	65°	75°	85°
0°	1041.6	1041.6	1041.6	1041.6	1041.6	1041.6	1041.6	1041.6	1041.6	1041.6	1041.6
2.5°	1050.9	1048.3	1050.4	1054.9	1057.2	1057.2	1058.9	1056.8	1057.5	1052.5	1045.1
5°	985.1	981.1	986.9	999.6	1015.3	1028.7	1048.6	1059.1	1060.1	1060.3	1051.8
7.5°	914.3	910.6	919.2	934.2	954.4	979.4	1014.1	1044.4	1046.2	1062.6	1056.3
10°	856.8	854.1	864.1	880.1	903.8	931.8	974.3	1016.5	1021.6	1057.9	1055.6
12.5°	811.1	809.0	818.4	836.9	861.1	892.0	936.5	985.5	992.3	1047.2	1052.1
15°	777.7	777.4	785.2	803.0	829.9	858.7	904.2	956.7	964.5	1035.7	1051.6
17.5°	760.3	760.8	766.6	781.8	804.8	833.4	877.0	932.4	941.0	1025.4	1054.2
20°	758.6	759.1	762.2	770.8	789.4	814.7	854.8	912.0	920.9	1017.7	1058.4
22.5°	773.9	773.6	774.4	773.6	784.0	803.2	840.2	896.3	906.6	1012.7	1061.7
25°	803.4	802.9	802.5	796.1	789.1	799.4	834.1	887.4	897.2	1009.0	1063.6
27.5°	844.4	844.0	843.5	832.9	811.9	805.5	834.8	884.1	892.3	1006.1	1063.3
30°	898.3	900.7	900.0	885.2	852.6	824.1	842.1	882.4	889.5	1000.3	1059.6
32.5°	961.6	966.5	970.3	954.4	913.6	861.1	859.0	884.3	889.5	995.9	1053.0
35°	1027.3	1033.6	1047.7	1042.2	988.4	916.8	888.1	895.8	900.2	998.4	1049.8
37.5°	1092.0	1099.5	1130.2	1146.5	1086.5	990.4	933.5	924.3	926.5	1013.2	1053.3
40°	1167.2	1178.6	1225.1	1251.3	1203.5	1088.9	1001.3	973.1	974.0	1045.8	1069.5
42.5°	1265.9	1277.6	1328.0	1369.0	1335.4	1213.4	1093.4	1047.7	1046.9	1106.9	1107.7
45°	1386.3	1398.5	1450.7	1496.2	1481.0	1361.0	1211.3	1156.8	1155.7	1203.1	1180.1
47.5°	1522.7	1534.7	1581.3	1628.2	1644.6	1533.3	1361.5	1305.5	1303.1	1336.9	1291.9
50°	1639.7	1647.6	1690.5	1753.6	1827.6	1745.1	1548.3	1494.4	1491.8	1514.7	1456.1
52.5°	1682.3	1686.8	1730.4	1818.9	2003.4	2031.8	1793.7	1724.3	1722.4	1732.3	1674.6
55°	1596.1	1604.3	1657.9	1789.0	2098.6	2355.9	2103.5	2009.0	1994.5	1973.0	1903.1
57.5°	1361.3	1374.4	1432.0	1606.4	2054.1	2613.0	2558.7	2330.9	2309.7	2178.5	2088.9
60°	1020.0	1036.1	1083.8	1272.0	1816.8	2704.6	3056.2	2689.7	2641.8	2342.1	2259.6
62.5°	699.9	708.0	740.4	863.0	1338.0	2554.6	3472.4	3170.3	3082.7	2520.0	2444.3
65°	534.6	537.4	550.6	592.9	796.8	2075.1	3637.9	3804.3	3698.4	2732.8	2636.0
67.5°	430.8	428.6	446.9	507.2	533.6	1265.9	3444.8	4404.1	4354.6	3017.3	2828.9
69°	379.9	376.7	395.4	465.5	501.1	836.9	3079.6	4540.3	4543.5	3167.5	2842.2
70°	341.9	344.0	362.4	440.8	490.1	656.9	2730.7	4505.6	4530.4	3223.6	2762.6
72.5°	228.3	233.9	271.0	365.9	471.3	497.1	1648.8	3866.4	3961.6	3097.2	2370.2
75°	128.7	132.9	177.0	275.9	444.1	473.4	870.9	2848.5	2940.5	2590.0	1827.7
77.5°	63.1	65.4	100.1	178.1	371.3	451.1	494.0	1934.8	2040.0	1690.5	1033.8
80°	26.7	27.9	50.1	109.9	265.5	430.5	366.8	1190.8	1203.8	662.3	275.4
82.5°	10.3	10.6	21.1	68.5	168.7	335.6	306.8	564.6	551.0	124.7	62.8
85°	1.2	1.4	7.7	41.2	93.8	172.7	249.2	243.3	225.2	24.8	32.3
87.5°	0.0	0.0	0.5	12.6	27.9	80.9	129.6	101.0	91.0	8.0	16.7
90°	0.0	0.0	0.0	0.0	0.0	0.0	0.0	0.0	0.0	0.0	0.0



REPORT NUMBER: P385544  
 CATALOG NUMBER: GWC-SA1A-760-U-SL2-HSS

**CANDELA DISTRIBUTION (continued):**

	90°	95°	105°	115°	125°	135°	145°	155°	165°	175°	180°
0°	1041.6	1041.6	1041.6	1041.6	1041.6	1041.6	1041.6	1041.6	1041.6	1041.6	1041.6
2.5°	1039.0	1037.3	1027.9	1014.3	1001.3	985.3	969.9	960.7	953.4	948.5	954.3
5°	1041.8	1034.1	1005.5	968.9	933.0	892.5	854.8	822.9	810.4	796.4	802.7
7.5°	1040.9	1026.5	975.0	909.8	843.8	775.6	711.1	661.4	635.6	610.3	616.7
10°	1036.6	1012.2	934.2	837.6	738.8	640.8	549.2	479.7	440.8	405.5	410.6
12.5°	1027.0	993.0	886.1	754.9	622.9	493.6	386.3	297.2	249.4	228.3	230.9
15°	1021.2	974.3	835.1	671.2	499.0	343.8	236.2	175.6	153.8	146.9	147.7
17.5°	1018.4	956.3	782.4	575.4	372.4	218.9	152.6	134.7	129.9	128.7	129.1
20°	1015.6	938.2	728.2	480.7	256.6	147.2	125.4	120.2	118.4	116.9	117.2
22.5°	1010.9	920.8	669.9	384.8	173.0	119.5	113.0	108.0	104.3	102.4	102.7
25°	1005.2	902.4	610.5	286.6	126.3	106.6	100.5	93.3	89.0	85.5	85.6
27.5°	995.9	879.9	549.1	208.6	106.0	95.4	87.2	79.4	72.0	68.0	68.0
30°	983.0	854.5	480.9	149.3	95.1	84.4	74.5	64.7	56.9	53.2	52.8
32.5°	968.7	828.0	412.0	113.2	86.3	74.1	62.8	52.5	45.5	42.6	42.4
35°	956.5	799.4	343.3	94.9	77.6	64.2	51.8	43.1	37.5	35.1	34.9
37.5°	948.7	770.8	276.3	84.8	69.8	54.9	43.4	35.6	31.6	29.7	29.5
40°	947.4	749.5	215.1	77.1	62.4	46.7	36.3	30.2	26.5	24.4	24.2
42.5°	963.3	737.3	165.0	70.6	54.9	39.6	30.9	25.8	22.0	19.9	19.7
45°	1005.0	741.1	127.0	64.9	47.4	33.5	26.2	21.5	18.0	16.4	16.0
47.5°	1081.1	767.6	101.0	59.1	40.3	28.4	22.3	17.8	14.8	13.3	13.1
50°	1216.4	829.9	84.4	52.8	33.7	24.2	18.5	14.5	12.0	10.6	10.5
52.5°	1396.1	940.8	75.3	46.7	27.9	20.6	15.2	11.5	9.4	8.4	8.2
55°	1594.2	1075.1	69.4	40.1	22.8	17.1	12.0	9.1	7.3	6.5	6.1
57.5°	1787.6	1191.5	63.8	33.7	19.0	14.0	9.6	7.2	5.8	4.9	4.7
60°	1965.4	1298.4	57.4	27.0	15.5	11.0	7.5	5.6	4.5	3.7	3.7
62.5°	2155.7	1381.1	48.5	21.1	12.7	8.4	6.1	5.1	3.7	3.1	3.0
65°	2357.3	1442.5	38.0	16.4	9.9	6.3	5.1	5.2	3.0	2.3	2.1
67.5°	2506.2	1430.2	28.1	12.9	7.7	4.9	4.9	5.6	2.6	1.7	1.6
69°	2473.5	1331.0	23.5	11.2	6.6	4.2	4.5	5.6	2.4	1.6	1.4
70°	2378.4	1221.1	20.8	9.9	5.9	3.8	4.4	5.4	2.3	1.6	1.4
72.5°	1980.7	919.7	16.2	7.5	4.7	3.1	3.7	4.7	2.3	1.6	1.2
75°	1489.9	588.7	12.4	5.4	3.5	2.4	2.8	3.5	2.3	1.4	1.2
77.5°	810.7	212.3	8.9	3.7	2.4	1.9	1.9	2.6	2.1	1.0	0.7
80°	208.4	53.4	5.6	2.4	1.9	1.4	1.2	1.7	1.2	0.2	0.0
82.5°	51.5	12.0	3.0	1.7	1.4	0.5	0.5	0.9	0.5	0.0	0.0
85°	28.3	5.9	1.9	1.2	0.7	0.0	0.0	0.2	0.0	0.0	0.0
87.5°	14.5	1.7	0.5	0.3	0.2	0.0	0.0	0.0	0.0	0.0	0.0
90°	0.0	0.0	0.0	0.0	0.0	0.0	0.0	0.0	0.0	0.0	0.0



Signify Classified - Internal  
Cooper Lighting Solutions Photometric Lab  
1121 Highway 74 South  
Peachtree City, GA 30269

Scaled Data Report



Report Generated By 670245982

Signify Classified - Internal  
Cooper Lighting Solutions Photometric Lab  
1121 Highway 74 South  
Peachtree City, GA 30269

Scaled Data Report



Signify Classified - Internal  
Cooper Lighting Solutions Photometric Lab  
1121 Highway 74 South  
Peachtree City, GA 30269

Scaled Data Report



Signify Classified - Internal  
Cooper Lighting Solutions Photometric Lab  
1121 Highway 74 South  
Peachtree City, GA 30269

Scaled Data Report



Signify Classified - Internal  
Cooper Lighting Solutions Photometric Lab  
1121 Highway 74 South  
Peachtree City, GA 30269

Scaled Data Report



--- HS    — SS

Signify Classified - Internal  
Cooper Lighting Solutions Photometric Lab  
1121 Highway 74 South  
Peachtree City, GA 30269

Scaled Data Report



u

Signify Classified - Internal  
Cooper Lighting Solutions Photometric Lab  
1121 Highway 74 South  
Peachtree City, GA 30269

Scaled Data Report



Signify Classified - Internal  
Cooper Lighting Solutions Photometric Lab  
1121 Highway 74 South  
Peachtree City, GA 30269

Scaled Data Report



(END OF REPORT)